

# CHECK FOR UNDERSTANDING

## Gathering Data On Student Mastery

### Technique: SHOW ME




Flip the classroom dynamic in which the teacher collects data from a passive group of students. Have students actively show evidence of their understanding in order to quickly assess their answers.


### Rationale: QUICK DATA ASSESSMENT

Show Me features students showing their teacher **objective data** on their work in unison so that the teacher can quickly assess it.

#### KEY ELEMENTS



Objective Data



Shown to the teacher



In unison

### Two Versions of SHOW ME: Hand Signals & Slates

#### HAND SIGNALS

Students share data on their answers.


On a specific cue, students hold up digits in unison to represent their answer (useful for multiple choice questions).



#### SLATES

Students share their actual work.

Students complete their work at their desk and then, at their teacher's signal, hold it up to show them.



**VIDEO:** To watch champion teachers run this technique with their students, check out the following short video clip: [bit.ly/TLACshowme](https://bit.ly/TLACshowme)

# Teach Like a **CHAMPION**